

*kadaster*

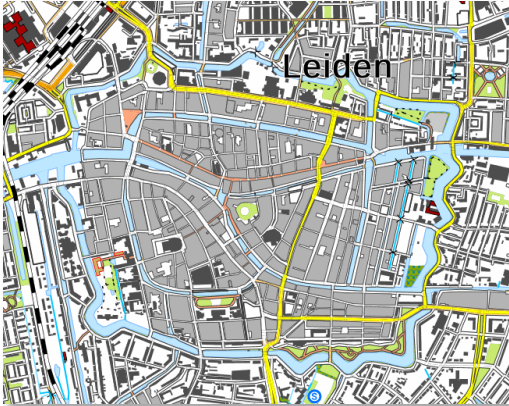


# Behind the scenes of dashboards

*Anouk Huisman  
Martijn Klomp  
Robert van Hamersveld*

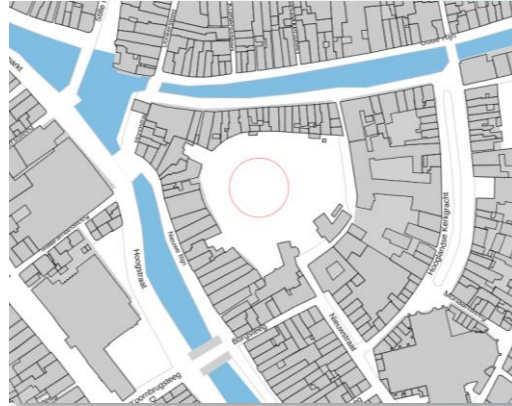
*Eurogeographics QKEN Webinar  
March 12th 2019*

# Why dashboards?



Key Register Topography

Since 1815  
1 producer



Key Register Addresses and Buildings

Since 2011  
354 producers



Key Register Large Scale Topography

Since 2017  
392 producers

# Why dashboards?

*Actively identify, help, stimulate, consult, provide best practices, register, measure, follow-up, address.*

Information and communication as basis for quality and cooperation.



Dashboards as integral part of active quality management

# Why dashboards?

## Producer dashboards



## Crowd-sourcing

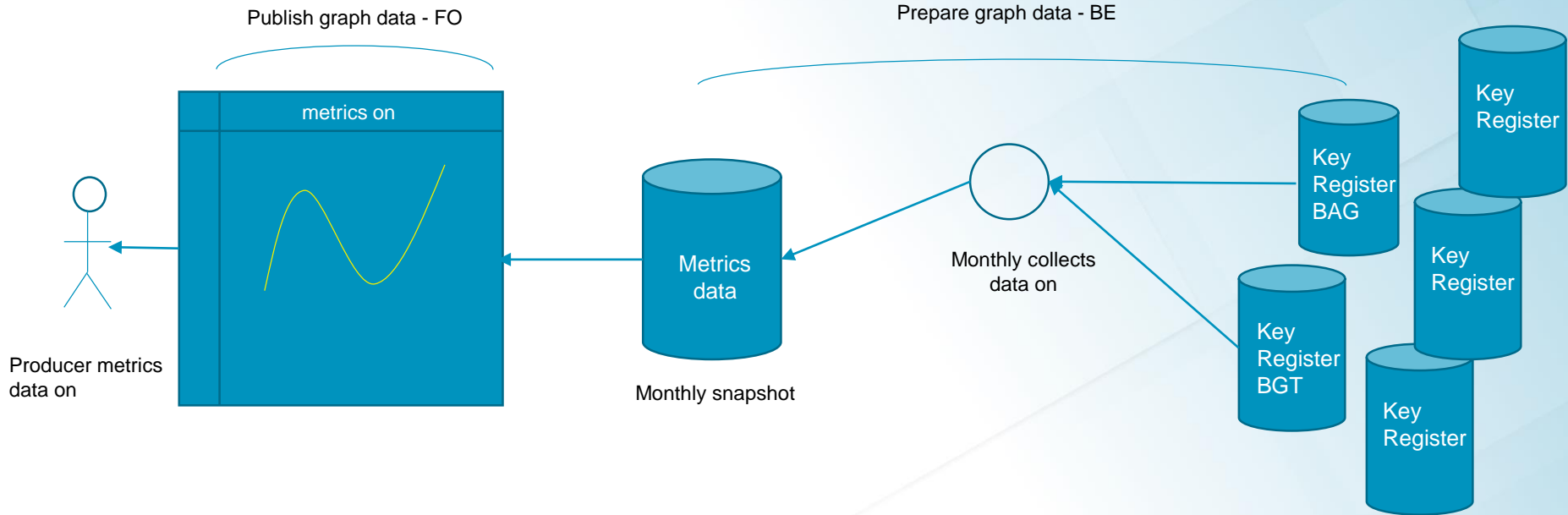


## User dashboards



# Demo

# Prepare and publish graph data



*kadaster*



# Behind the scenes of dashboards

Anouk Huisman

[Anouk.huisman-vanzijp@kadaster.nl](mailto:Anouk.huisman-vanzijp@kadaster.nl)

Martijn Klomp

[Martijn.klomp@kadaster.nl](mailto:Martijn.klomp@kadaster.nl)

Robert van Hamersveld

[Robert.vanhamersveld@kadaster.nl](mailto:Robert.vanhamersveld@kadaster.nl)